



# 2014 COMMUNITY HEALTH ASSESSMENT



**Public Health**  
Prevent. Promote. Protect.  
Dayton & Montgomery County



Board of County Commissioners  
February 10, 2015

# INTENDED OUTCOME

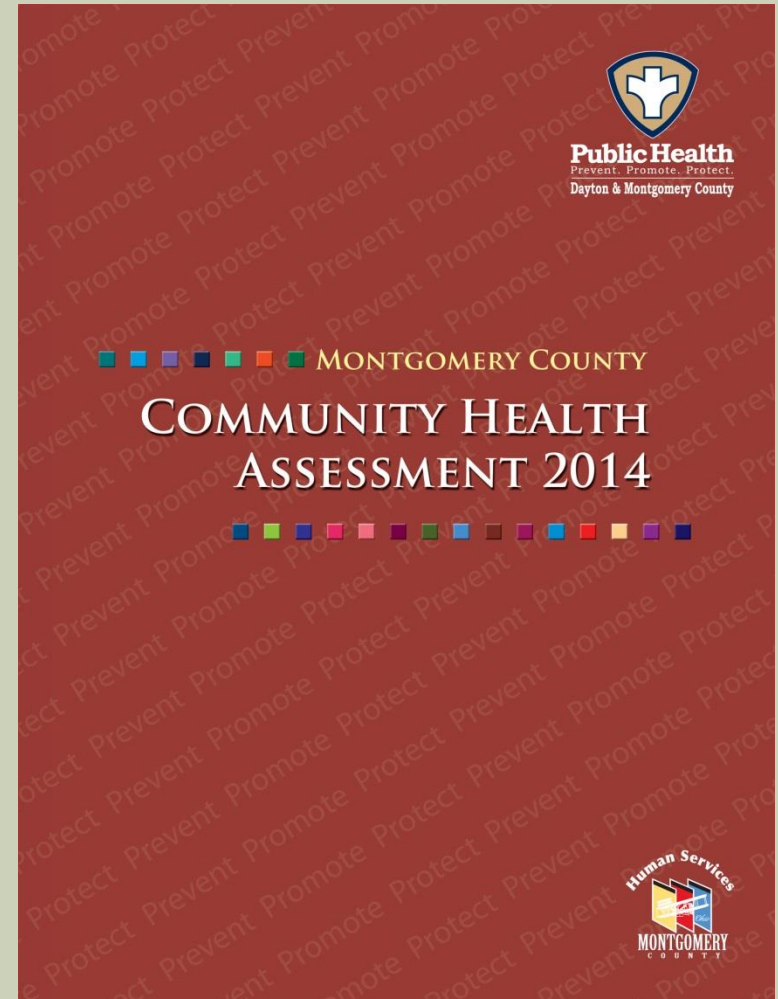
- Inform community decision-makers
- Help identify priority public health issues
- Guide health improvement strategies

**Engage stakeholders in the development and implementation of a community health improvement plan (CHIP).**



# NEW IN THIS ASSESSMENT....

- Data Committee (Wright State, UD, GDAHA, Dayton Children's, ADAMHS, Sheriff's Office, CareSource)
- Focus Groups
- Health-related Quality of Life measure
- Disability
- Crime
- Injuries
- Accidental Drug Overdose
- Infant Mortality
- Outdoor Environment
- Access to Food



# SECTIONS OF THE REPORT

## Qualitative

- Community health focus groups summary

## Quantitative

- Overall health
- About Montgomery County
- Health risks
- Health outcomes
- Special interest
- Built environment
- Access to care
- Maps



# COMMUNITY FOCUS GROUPS

## Populations

- Asians
- Blacks
- Latinos
- Senior Citizens

## Questions

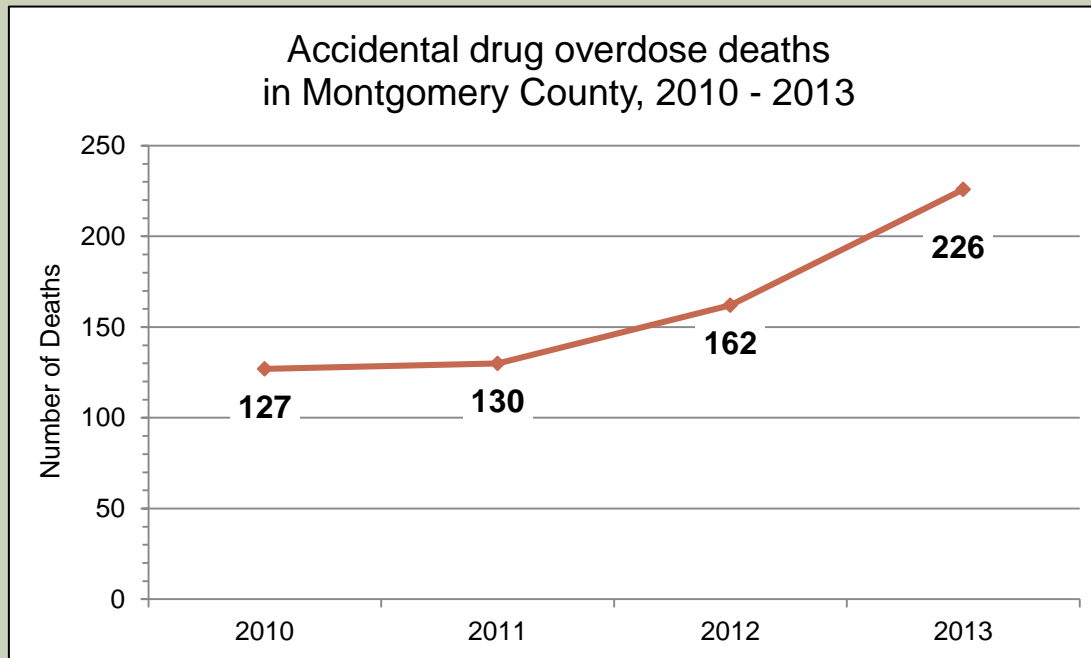
- What is the first thing that comes to mind when you hear the phrase, “healthy lifestyle?”
- What do you and others do to stay healthy?
- What are the top health issues you see facing your community?
- Do you or your family deal with any of these problems?
- When you face these problems, where do you go for help?
- What is something that your community could change to help you to be healthier?

# COMMUNITY FOCUS GROUPS

Focus Group	Top Concerns/Issues
African American Community	Access to healthy food
Asian Community	Depression, health education
Latino Community	Access to care
Senior Citizen Community	Lack of transportation, financial stability

# SPECIAL INTEREST

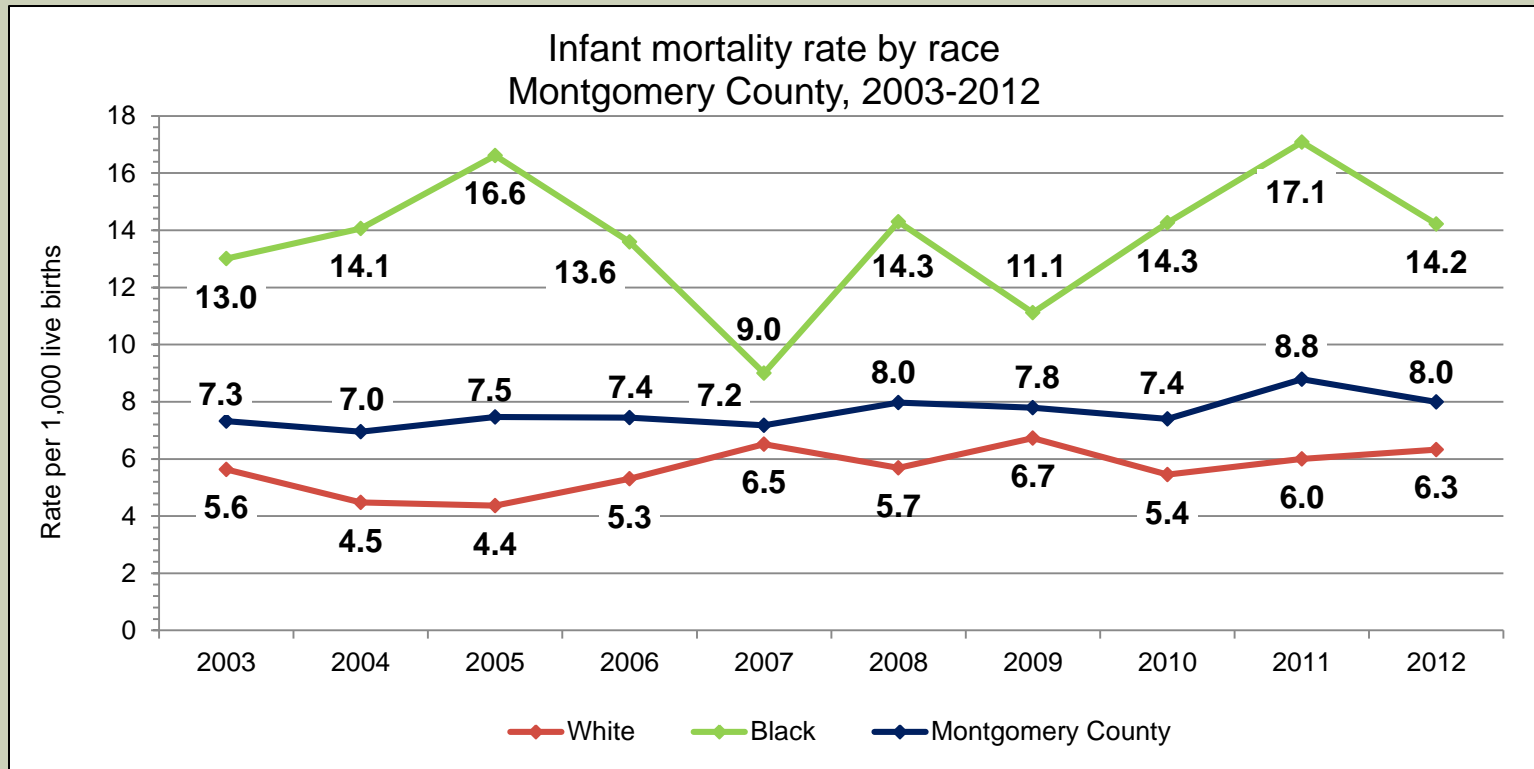
## Accidental Drug Overdose



- There has been a 78% increase in the number of drug overdose deaths since 2010.
- Heroin mentions in drug overdose deaths has increased 239% since 2010.
- Whites were twice as likely to die from an accidental drug overdose than Blacks.
- The highest proportions of drug overdose deaths were among 35 to 44 year olds, 45 to 54 year olds, and 25 to 34 year olds.

# SPECIAL INTEREST

## Infant Mortality



- In 2012, there were 8 infant deaths for every 1,000 live births in Montgomery County.
- Since 2003, the infant mortality rate has increased 10%.
- The top cause of infant death is related to prematurity and low birth weight.
- The fetal death rate is 3 times higher among Black women than White women.



# BUILT ENVIRONMENT

## Outdoor Environment

- Montgomery County has miles of paved trails that can be used for running, walking, bicycling, or skating.
- 18 MetroParks within the county offer walking trails, bike paths, and playgrounds that are free to residents and visitors.

## Air Quality

- In the last 10 years, the Air Quality Index reached the *Unhealthy* level on only one day in 2007.

## Access to Food

- More than half of the low income population of Montgomery County lives more than 1 mile from a grocery store.
- 18.0% of children live in food insecure households (a household that has limited or uncertain access to adequate food).

# CALLS TO ACTION

- We challenge Montgomery County adults **to serve daily as role models for healthy lifestyles.**
- We challenge all individuals **to adopt a healthy diet; exercise more; avoid tobacco, alcohol, drugs and unsafe sexual practices; and serve as mentors to help the next generation do the same.**
- We urge all individuals **to establish a relationship with a primary care provider.**
- We encourage local public health system partners **to continue promoting health equity to eliminate disparities in health outcomes.**
- We challenge local public health system partners **to explore policy, systems, and environmental changes to prevent chronic disease development.**

# NEXT STEPS

## Education and Awareness

- News Release and media coverage
- Executive Summary distributed to community officials
- Full Report distributed to key stakeholders
- community presentations

## Community Engagement

- development of community health improvement plan for priority areas

# NEXT STEPS

## COMMUNITY HEALTH IMPROVEMENT PLAN

**CHIP  
Advisory  
Committee**



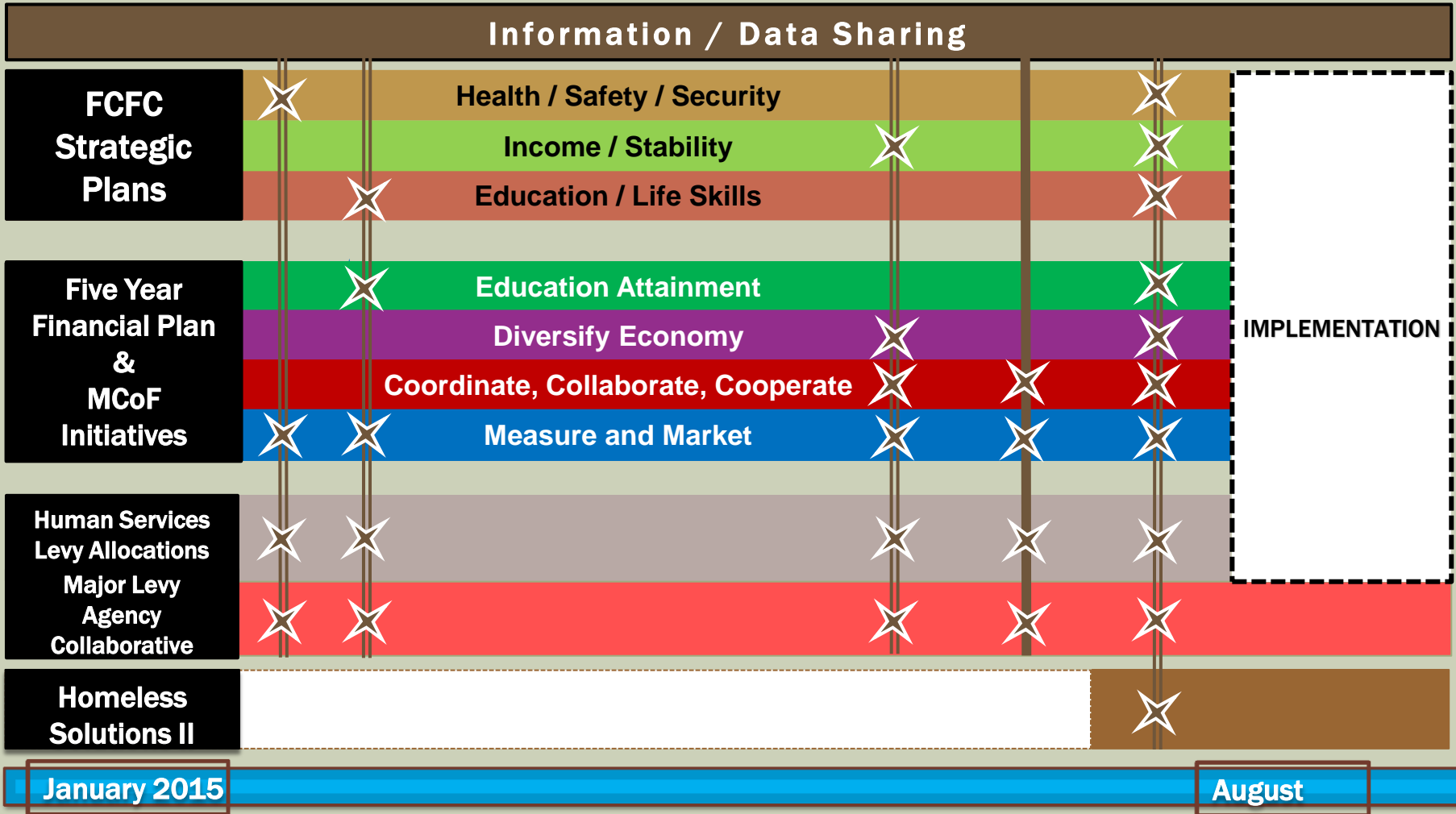
**Identify  
planning  
model**

**Conduct  
planning  
process**

**Identify  
priorities**

**Develop and  
implement  
the plan  
and  
measure  
outcomes**

# 2015 Timing of Activities



January 2015

August